

# POPULAR MECHANICAL LOCK



Premium range of light duty mechanical locks. Multiple options available suitable for a wide range of applications.

Locks in the CL200 range allow various ways to manage entry - by code, key or hold open operations. The key can be used to retract the latch without the need for the code. On request, multiple locks can be supplied coded or keyed alike. Back to Back versions are also available, suitable for environments where a code is required on both sides of the door.



Easy to install



Key override options



Limited lifetime guarantee\*

**8,191**

Total code combinations

## FEATURES

- Multiple models and options available
- PVD low maintenance finish
- Choice of three latches - 50, 60, 70mm
- Key override option available across all models
- Suitable for internal and external use
- Dual backplate allows option of hold/non-hold open
- Tumbler alignment for easy code change
- Selected models available in stainless steel or polished brass finish
- Suitable for wooden doors between 35mm - 60mm thick
- Neoprene seals included
- Codelocks Fire Kit Packs can be fitted to latch locks for 30 or 60 minute fire doors. Tested in accordance with BS EN 1634-1

## LOCK MODELS



CL200

### Surface Deadbolt

Bolt slides on inside of door, to lock or unlock. Bolt is moved manually by outside knob after code input and freely by inside knob at all times.



CL210

### Mortise Deadbolt

Bolt is moved manually by outside knob after code input and freely by inside knob at all times. Bolt extends 25mm (1") beyond door edge when locked.



CL255

### Mortise Latch

Light duty tubular mortise latch retracts by turning inside lever freely, or the outside knob after code input. Features hold open function.

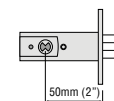


CL290

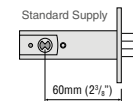
### Back to Back Option (BB)

Light duty tubular mortise latch. Two coded plates for installation on both sides of the door. Provides coded access in both directions.

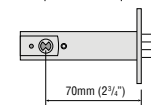
### Three Mortise Latch Sizes Available:



Requires  
25mm x 72mm  
(1" x 2<sup>7</sup>/<sub>8</sub>") hole



Requires  
25mm x 82mm  
(1" x 3<sup>1</sup>/<sub>4</sub>") hole



Requires  
25mm x 92mm  
(1" x 3<sup>5</sup>/<sub>8</sub>") hole

## ADDITIONAL FEATURES

### Hold Open Function

Latch models are supplied with a hold open function enabled allowing free entry when required, without having to use a code. The function can be disabled during installation requiring code input to open the door.

### Key Override

Key override is available to order on any model within the CL200 range. Locks can be keyed alike on request.

### Marine Grade

Selected CL200 models are also available in a black, marine grade finish. Salt spray test up to 1000 hours\*

\*Tested in-house by  
Codelocks



## TECHNICAL SPECIFICATIONS

### Code Change Method

Requires removal of the lock from the door. The code can be changed by repositioning the tumblers in the code chamber. Locks are supplied with a random code commencing with the 'C' clear button.

FEATURE	DESCRIPTION
Spindle Type	Flat spring loaded spindle
Mortise Latch	Light duty latch with 'anti-shim' plunger
Material	Zinc Alloy
Finish	PVD (Physical Vapour Deposition), low maintenance
Finish Colour	Stainless Steel (All) & Polished Brass (Excludes CL200)
Non Handed	Locks will fit doors hung on the left or right
Door Thickness	35mm - 60mm (1 <sup>3</sup> / <sub>8</sub> " - 2 <sup>3</sup> / <sub>8</sub> " )
Codes	8,191 non sequential code combinations available
Code Storage	Single Code
Buttons	14 stainless steel buttons
Key Override	Available to order with any model
Keyed Alike	Locks can be supplied keyed alike on request
Fitting Options	Vertical only
Suitable For	Internal and external use
Standards	Codelocks Fire Kits can be fitted to latch locks for 30 or 60 minute fire doors. Tested in accordance with: BS EN 1634-1

## PRODUCT DIMENSIONS

