

SIMPLE DIGITAL ACCESS



Fit as a new install or as a quick retrofit when upgrading from basic single code mechanical locks.

CL2000 electronic locks are ideal for a wide range of light duty access control applications. The CL2000 is fully programmable on the door via the keypad with a multiple range of functions. The lock is easily fitted as a new installation or as a quick retrofit when upgrading from basic single code mechanical locks. The locks store up to 80 different User Codes. Codes may be 4, 5 or 6 digits long. Program via the keypad using the Master Code.



Easy to install



On the door programming



Two year guarantee*

80

Up to 80 User Codes

FEATURES

- Key override as standard
- Suitable for wooden doors between 35mm - 60mm thick
- PVD low maintenance finish
- User Codes 4, 5 or 6 digits long
- Allows up to 10 one time User Codes
- Up to 80,000 operations from 2 x 1.5v AA batteries (supplied)
- Surface deadbolt, mortice deadbolt and latch models available
- Remote release connections
- Suitable for internal and external use
- Tamper time out and low battery warning
- Selected models available in brushed steel or polished brass finish
- Codelocks Fire Kit Packs can be fitted to latch locks for 30 or 60 minute fire doors. Tested in accordance with BS EN 1634-1

www.GateHardwareCenter.com | (800) 878-7829
Sales@GateHardwareCenter.com



LOCK MODELS



CL2200

Surface Deadbolt

Bolt slides on inside of door, to lock or unlock. Bolt is moved manually by outside knob after code input and freely by inside knob at all times.



CL2210

Mortice Deadbolt

Bolt extends 25mm (1") beyond door edge when locked. When a valid code is entered the outside knob will retract the bolt.

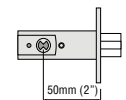


CL2255

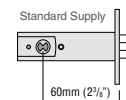
Mortice Latch

Light duty tubular mortice latch retracts via the outside knob after a valid code input. When the door closes, the spring latch will lock the door.

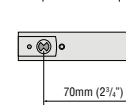
Three Mortice Latch Sizes Available:



Requires
25mm x 72mm
(1" x 2⁷/₈") hole



Requires
25mm x 82mm
(1" x 3¹/₄") hole



Requires
25mm x 92mm
(1" x 3⁵/₈") hole

ADDITIONAL FEATURES

Code Free Access

All models feature a Code Free option that can be programmed at the keypad using the Master Code.

Code Change Method

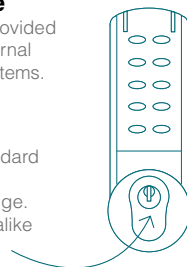
Simply program and manage codes via the keypad while the lock is on the door.

Remote Release

Two REM ports are provided for connection to external switches or alarm systems.

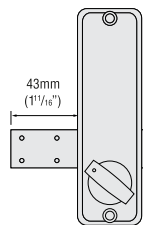
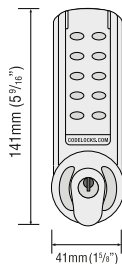
Key Override

Key override is a standard feature on all models within the CL2000 range. Locks can be keyed alike on request.

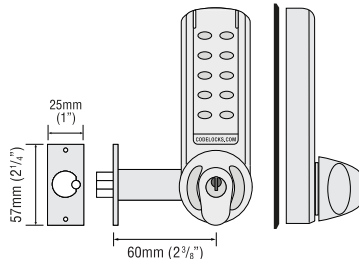


PRODUCT DIMENSIONS

CL2000 CL2200



CL2255



TECHNICAL SPECIFICATIONS

FEATURE	DESCRIPTION
Spindle Type	Flat bar spindle, 8mm adaptor supplied
Operations	Up to 80,000 per set of 2 x 1.5v AA batteries
Mortice Latch	Light duty latch with 'anti-shim' plunger
Low Battery Warning	Red LED will flash on opening to indicate low battery
Battery Override	Via a PP3 battery placed against external contacts
Buttons	Individual stainless steel buttons
Material	Zinc Alloy
Finish	PVD (Physical Vapour Deposition), low maintenance
Finish Colour	Brushed Steel and Polished Brass (CL2255 only)
Non Handed	Locks will fit doors hung on the left or right
Door Thickness	35mm - 60mm (1 ³ / ₈ " - 2 ³ / ₈ ")
Key Override	As standard
Keyed Alike	Locks can be supplied keyed alike on request
Memory	Stores up to 80 User Codes
Fitting Options	Vertical only
Suitable For	Internal and external use
Standards	Codelocks Fire Kits can be fitted to latch locks for 30 or 60 minute fire doors. Tested in accordance with: BS EN 1634-1