



LEVER HANDLE MECHANICAL



Medium duty mechanical locks with full size lever handles. Ideal for use in environments where a knob operated lock would be unsuitable.

The CL400 range of locks offer a variety of functions, allowing users flexibility on how to manage entry - by key, code or code free access. Throwing the deadbolt on the mortice lock models will lock out code users when appropriate. Safety features ensure that the inside lever handle will retract the deadbolt so avoiding accidentally locking a person inside the room. Front and back plates can be purchased for use with existing locks.



Easy to install



Suitable for wooden doors



Limited lifetime guarantee*

8,191

Total code combinations

FEATURES

- Full size lever handles with return to door
- PVD low maintenance finish
- Code Free access options
- Suitable for internal and external use
- Mortice latch and mortice lock models available
- Tumbler alignment for easy code change
- Selected models available in stainless steel or polished brass finish
- Neoprene seals included
- Codelocks Fire Kit Packs can be fitted to latch locks for 30 or 60 minute fire doors. Tested in accordance with BS EN 1634-1

LOCK MODELS



Front and Back Plates

Front and back plates only. Use with existing mortice latch or lock. Existing lock must have a fixing hole 22mm ($\frac{7}{8}$ ") below follower (spindle).




Mortice Latch

Medium duty tubular mortice latch with 'anti-shim' plunger. Latch retracts by turning inside handle freely, or the outside handle after code input.



Back to Back Option (BB)

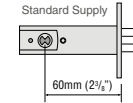
Medium duty tubular mortice latch. Two coded plates for installation on both sides of the door. Provides coded access in both directions.



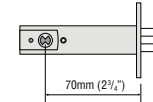
Mortice Lock

Euro profile mortice sash lock with deadbolt and latchbolt. With the deadbolt thrown it denies access to code users. Supplied with Euro profile cylinders and three keys.

Two Mortice Latch Sizes Available:



Requires 25mm x 82mm (1" x $3\frac{1}{4}$ ") hole



Requires 25mm x 92mm (1" x $3\frac{5}{8}$ ") hole

ADDITIONAL FEATURES

Code Free Access

The CL405, CL415 and CL425 models provide a Code Free option. These models feature a black dot on the 'Y' button. When the 'Y' button is pressed along with a correct code input, the lever will retract the latch freely until disabled.

Split Follower

The CL420 and CL425 Mortice Lock models utilise a split follower as a safety feature. This enables the inside lever to retract the deadbolt and latchbolt, after the deadbolt has been thrown, to prevent an accidental lock in.

Marine Grade

Selected CL400 models are also available in a black, marine grade finish. Salt spray test up to 1000 hours*

*Tested in-house by Codelocks



TECHNICAL SPECIFICATIONS

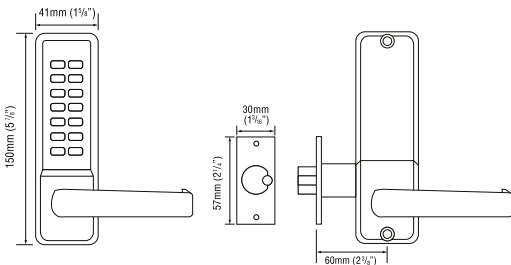
Code Change Method

Requires removal of the lock from the door. The code can be changed by repositioning the coloured tumblers in the code chamber. Locks are supplied with a random code commencing with the 'C' clear button.

FEATURE	DESCRIPTION
Spindle Type	Two part 8mm ($\frac{5}{16}$ ") spring loaded spindle
Mortice Latch	Medium duty latch with 'anti-shim' plunger
Mortice Lock	Euro profile mortice sash with deadbolt and latchbolt
Material	Zinc Alloy
Finish	PVD (Physical Vapour Deposition), low maintenance
Finish Colour	Stainless Steel & Polished Brass
Non Handed	Locks will fit doors hung on the left or right
Door Thickness	35mm - 60mm ($1\frac{3}{8}$ " - $2\frac{3}{8}$ ")
Codes	8,191 non sequential code combinations available
Code Storage	Single Code
Buttons	14 stainless steel buttons
Fitting Options	Vertical only
Suitable For	Internal and external use
Standards	Codelocks Fire Kits can be fitted to latch locks for 30 or 60 minute fire doors. Tested in accordance with: BS EN 1634-1

PRODUCT DIMENSIONS

CL410 CL415



CL420 CL425

